



## Industrial Rental Towable Generator

### Genset Ratings



**Model: HRYW 50 T6**

Ratings Range - 60Hz Operation  
1800 rpm Diesel

Standby	kW	<b>44</b>
	kVA	<b>55</b>
Prime	kW	<b>40</b>
	kVA	<b>50</b>

Sound Attenuation:  
at 7m / 23 ft **62 dBA**



Pictures may include optional equipment and/or accessories.  
Generator available with or without trailer




### Key features

- HIPOWER rental generators are an efficient, reliable and versatile source of power designed to operate in the most extreme working conditions. An unique combination of innovative materials and design features combine for easy user operation and dependable power you can rely on.
- The Genset features a heavy-duty Yanmar 4 cycle diesel engine certified by the Environmental Protection Agency (EPA) to conform to Tier 3-4 Interim non-road emissions regulations, an AC high capability alternator regulated by a precise Automatic Voltage Regulator controlled and protected by the manual auto-start DSE702 control module. A heavy-duty constructed chassis supports the complete set. The generator is protected by a best-in-class sound attenuated enclosure designed for durability and extreme application.

- Engine - generating set tested to ISO 8528-5.
- The Genset engine is certified by the Environmental Protection Agency (EPA) Tier 3-4 Interim non-road emissions regulations.
- The brushless, single bearing, 4 poles, 12-wire generator end, with automatic voltage regulator has broad range reconnectability.
- The Genset is CSA certified.
- Global product support.
- Operations and maintenance manuals.
- 1 Year Standard Warranty. Extended warranties are also available.



## Standard features



### Engine

- Industrial grade Tier 3-4 Interim Yanmar diesel Engine, 4 stroke, water cooled, provided with:
- Electric start 12V.
- Radiator with pusher fan.
- Standard water separator visible level fuel filter.
- Electronical governor.
- HWT/LOP senders.
- Medium duty 1-stage air filter with service indicator.
- Hot & rotating components (exhaust, fan,...) protections and radiator guards.
- Oil drain hand pump.

### Alternator

- Self excited, self regulated alternator.
- Insulation class H, IP23 Protection.
- Automatic Voltage Regulator (AVR-EBS) (+/-1 %).
- Vacuum impregnation.
- Permanent Magnet Generator (PMG).

### CMA1 Control Panel

- **DSE702 Manual and Auto-start control panel** (2 wires).
- **DSE702 Features:** Manual start or remote Start, Engine Pre-heat, Engine monitoring and protection features, Protected solid state outputs, LED indicators.
- **Engine protections:** High coolant temperature, Low oil pressure, Low coolant level, Battery charging alternator failure, Overspeed.

## Industrial Rental Towable Generator



**Model: HRYW 50 T6**

- **Digital Metering:** Tamper proof engine hours counter.
- **Analogical Metering:**  
3 ammeters,  
1 voltmeter + selector,  
1 frequency meter,  
1 fuel gauge,  
1 analog hour meter,  
1 battery charger gauge,  
1 oil pressure gauge,  
1 water temperature gauge.
- **Siren**
- **Emergency Stop Button**

### Power Panel

- 3P Main Line Circuit Breaker for overload protection (UL listed)/ CSA 22.2).
- Main bus / Hardwire connection panel.
- Battery disconnect switch.

### Distribution Panel

- Auxiliary socket box IP67, with individual breaker protection and 2 GFCI DUPLEX 20A 125VGFI for 110v duplex and 3 TWIST-LOCK 50A 2P+N+G.
- Direct access to auxiliary sockets with suitable protection.
- Secondary Main bus / hardwire connection (Load lugs).
- Camlocks (optional).
- Voltage selector switch. Lockable, with 3 positions (3phase 277/480V - 3phase 120/208V - 1phase 120/240V).



## Industrial Rental Towable Generator



**Model: HRYW 50 T6**

### Standard features



#### Electric Equipment

- Battery charging alternator.
- Gel type, heavy-duty Starting battery(s) installed and connected to the engine include cables and rack.
- Ground connection prepared for ground spike (not supplied).

#### Chassis

- Heavy duty skid base with forklift pockets and drawbars.
- Extended run time high capacity fuel tank.
- 110% spill containment for engine oil, coolant and fuel spills.
- Easy access for chassis cleaning and fast draining of fuel tank.
- Oversized chassis to protect canopy with skids for dragging embedded and Forklift pockets for easy transport.
- Vibration isolators between chassis and generator.
- External fuel tank filling (lockable fuel cap)
- Chassis ready for mobile kit installation. (see mobile kits options).

#### Enclosure

- Heavy duty sound attenuated canopy made with high quality 11 gauge steel.
- Powder coat paint which exceeds 1,000 hour salt spray test.
- Stainless steel hardware and fasteners.
- Ultra silent all weather enclosures with Rock-Wool insulation and curved edges with minimum outside fasteners.
- Reinforced Single eye lifting point.
- Fuel tank external filling system (lockable filler cap).

- Emergency stops (double protection for emergency stop; inside on control panel + external on canopy).
- Door with window to view control panel.
- Easy access to radiator fill through roof on enclosure.
- Outlet for power cables.
- Recesses provision for quick release couplings (external fuel supply).

#### Exhaust

- Steel residential silencer of -35dBA attenuation, with rain cap.




## Industrial Rental Towable Generator



**Model: HRYW 50 T6**

### Optional features



#### Engine (optional)

- Water Jacket Heater
- Low coolant level sensor.
- Secondary water separator fuel filter - RACOR type (Decanting filter with water detection kit, alarm signal and sensor contact).
- Heavy duty, two stage air filter with service indicator.

#### Alternator (optional)

- Anti-condensation heater.

#### Electric Equipment (optional)

- Battery isolator.
- Automatic battery chargers.

#### Distribution Panel (optional)

- Camlocks.

#### Chassis (optional)

- Leakage detector sensor.

#### Fuel System (optional)


- Three way fuel valve with quick disconnect fittings.
- Automatic fuel transfer pump.

#### Trailers (optional)

- Road towing trailers to DOT standards.



## Industrial Rental Towable Generator

 **Model: HRYW 50 T6**

### GENSET RATING

GENSET Model	ENGINE Model	ALTERNATOR Model	VOLTAGE L-L	Ph	Hz	150°C RISE STANDBY RATING			125°C RISE PRIME RATING		
						kW	kVA	Amps L-L	kW	kVA	Amps L-L
HRYW 50 T6	4TNV98T	PI 144 K	120	1	60	26	32	2x133	24	30	2x125
			240	1	60	26	32	133	24	30	125
			208	3	60	44	55	153	40	50	139
			240	3	60	44	55	132	40	50	120
			480	3	60	44	55	66	40	50	60

### ENGINE SPECIFICATIONS


Manufacturer	YANMAR		
Engine model	4TNV98T ZGGEH		
EPA Certification for:	Stage	Tier 3 - 4 Interim	
Rated	RPM	1800	
Nominal Power (PRIME)	kW - HP	45.6	62
Nominal Power (STANDBY)	kW - HP	50.4	68.5
Engine type	diesel 4-cycle		
Inyection type	DI		
Aspiration type	Turbocharged aspiration		
Cylinder arrangement	4 - L		
Bore and stroke	(mm) - In	(98 x 110)	(3.85 x 4.33)
Displacement	L - in3	3.32	0
Cooling system	water		
Governor Type	Electronic governor (ECO)		
Make	c		
Standard	c		
Starting voltage	Vcc	12	
Air cleaner type	Dry light duty		
Compression ratio	18.1		

### AMPERAGE

1 Phase 120V	2x125 Amps
1 Phase 240V	125 Amps
3 Phase 208V	139 Amps
3 Phase 240V	120 Amps
3 Phase 480V	60 Amps
Main Line Circuit Breaker Rating	150 Amps


### ALTERNATOR SPECIFICATIONS

Manufacturer	Stamford
Model (480V)	PI 144 K
Alternator Type	4 poles, rotating field
Excitation system	
Exciter Type	EBS
Leads: quantity, type	12, reconnectable
Stator Pitch	2/3
Insulation system	
Material	Class H
Temperature rise	150°C Standby 125°C Prime
Bearing: quantity, type	Single bearing sealed
Coupling	Flexible disc
Amortisseur windings	Full
Automatic Voltage regulator	
PMG regulator or EBS	EBS (Excitation Boost System)
Voltage regulation, no load to full load	
PMG regulator or EBS	+/-1%
Load acceptance	100% of rated standby current
Unbalanced load capability	
Subtransient Reactance	
480V	14%
TIF	<50
Line Harmonics	5% Maximum
Peak motor starting kVA-480V:	
30% dip	131kVA
25% dip	102kVA
20% dip	76kVA





## Industrial Rental Towable Generator

 **Model: HRYW 50 T6**

ELECTRICAL SYSTEM		12V	
Battery charging alternator:			
Ground (negative/positive)		Negative	
Volts (DC)	V	12	
Ampere rating	Amp	40	
Starter motor rated voltage (DC)	V	12	
Starter motor rated	kW	2.30	
Starter motor rated	HP	3.13	
Battery recommendations			
Quantity & Min. Amps rating	Amp	92	
Min. Cold Cranking Amps	Amp	440	
Battery Voltage (DC)	V	12	

FUEL SYSTEM			
Recommended fuel		diesel type	
Fuel supply line. min. ID	mm - in	M 14X150	M 0.55X5.9
Fuel return line. min. ID	mm - in	M 14X150	M 0.55X5.9
Fuel pump Type		(YPD-MP4) Yanmar made	
Max. Lift fuel pump	m - ft	0.55	1.80
Max. Flow to pump	(l/h) - gal/h	30	7.92
Fuel filter			
Secondary filter		NP	
Secondary Water Separator		Opt.	
Primary filter		Provided	
Primary Water Separator		Provided	


FUEL CONSUMPTION		PRIME		STANDBY	
		l/h	gal/h	l/h	gal/h
100% Load	l/h - gal/h	12.9	3.4	13.7	3.6
75% Load	l/h - gal/h	9.7	2.6	10.2	2.7
50% Load	l/h - gal/h	6.9	1.8	7.0	1.8
25% Load	l/h - gal/h	-	-	-	-

EXHAUST SYSTEM		PRIME	
Exhaust manifold type		Dry	
Exhaust outlet diameter			
Sound Attenuated version	mm - In	65 - 2.56	
Max. Exhaust temp. at full load	°C	580	
	°F	1076	
Exhaust Gas Flow	kg/h - Lb/h	347.76	
	(m3/min) - ft3/min	13.8	
Evacuated by the exhaust heat	kcal/kWh	204.52	
Maximum allowed back pressure	(mm/H2O) - inH2O	1050	
	(kPa)	0	

COOLING SYSTEM		
Engine cooling air flow	m3/s - ft3/s	1.2 - 41.7
Generator cooling air flow	m3/min - ft3/min	11.4 - 402.6
Total cooling air flow (engine + generator + combustion)		
Sound Attenuated version	m3/min - ft3/min	216 - 7,628
Total cooling capacity	l - gal	18.7 - 4.9
Antifreeze recommended	l - gal	9.4 - 2.5

LUBRICATION SYSTEM		
Oil Filter: quantity. type		1 x Cartridge paper element
Oil pan capacity	l - gal	6.0 - 1.58
Oil pan capacity with filter	l - gal	7.0 - 1.85
Oil cooler		Water Cooled
Recommended Oil		API (CF, CF-4, CI-4);
Specific oil consumption full load	% fuel	0.14
Oil Press	kg/cm2	3.5

VENTILATION REQUIREMENTS		
Air requirement for combustion at 100% load/rated speed	m3/h - ft3/h	233.4 - 8,242
Cooling airflow	m3/h - ft3/h	5,165 - 182,411
Heat rejected to ambient:		
From engine	kW - btu/min	11.98 - 681.9
From alternator	kW - btu/min	1.12 - 63.74



## Control & Power Panel

1. **CMA1 Control Panel.**
  - ✓ DSE702 Manual and Auto-start controller.
  - ✓ 3 ammeters.
  - ✓ 1 frequency meter.
  - ✓ 1 voltmeter + selector.
  - ✓ 1 fuel gauge.
  - ✓ 1 analog hour meter.
  - ✓ 1 selector switch.
  - ✓ 1 Siren.
  - ✓ 1 battery charger gauge.
  - ✓ 1 oil pressure gauge.
  - ✓ 1 water temperature gauge.
  - ✓ Emergency Stop Button.
  
2. **CP Power Panel.**
  - ✓ Main Line Circuit Breaker for overload protection (UL listed / CSA22.2).
  - ✓ Main bus /hardwire connection panel.



Pictures may include optional equipment and/or accessories.

## Distribution Panel

1. **Auxiliary socket box IP67 with:**
  - ✓ Individual breaker protection for sockets.
  - ✓ 2 GFCI duplex 20A 125VGFI for 110v duplex.
  - ✓ 3 TWIST-LOCK 50A 2P+N + G.
  - ✓ Secondary Main bus / hardwire connection (Load lugs).
  - ✓ Camlocks.

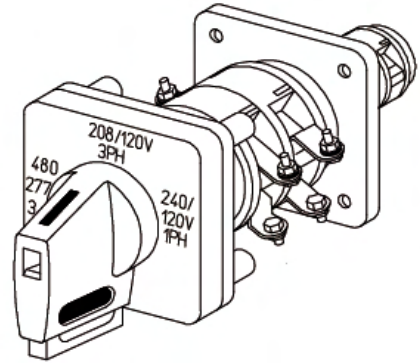


Pictures may include optional equipment and/or accessories.

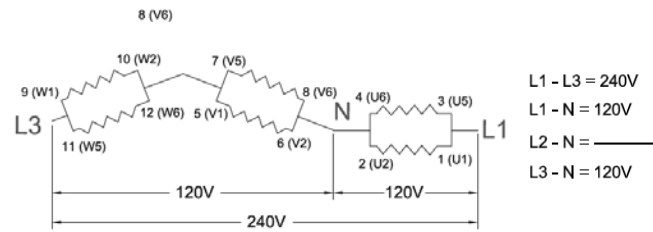
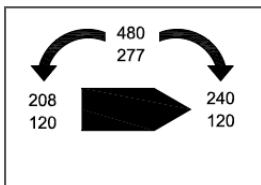
**SP® Model: HRYW 50 T6**

## Voltage Selector Switch

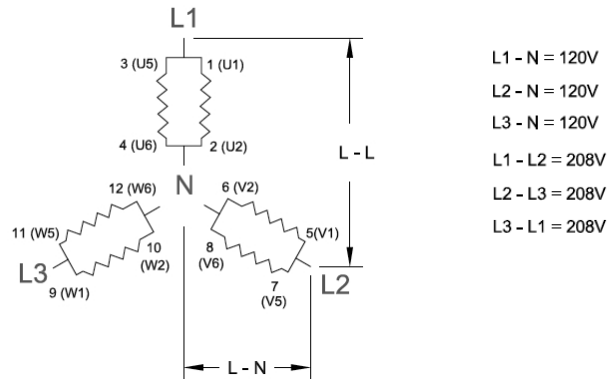
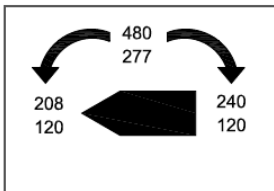
1. Voltage selector switch 3 positions padlockable (12h / 09h/ 03h).
  - ✓ High (Series) Wye 480/277V 3Ph Y.
  - ✓ Low (Parallel) Wye 208/120V 3Ph YY.
  - ✓ Low (Parallel) Zig Zag 240/120V 1Ph ZZ.
2. 7 contact stages, 14 contacts.
3. Switching angle 90°.



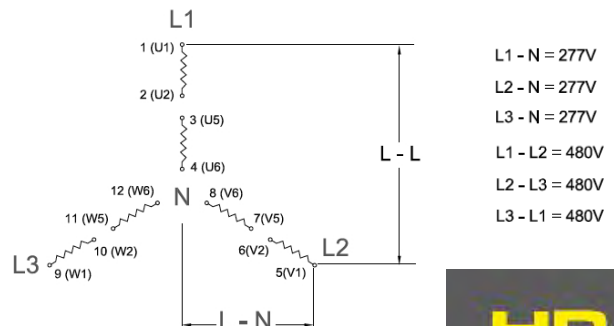
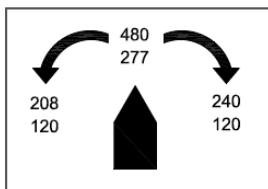
AC Generator Startor Winding connected for 2Phase  
+Neutral Parallel Zig-Zag: 120/240 VAC 60Hz



AC Generator Startor Winding connected for  
3Phase Low Wye: 208/120 VAC 60Hz



AC Generator Startor Winding connected for  
3Phase Low Wye: 480/277 VAC 60Hz





## DSE702 Auto & Manual Start controller

- ✓ The DSE702 is a Manual and Auto start controller design for an excellent range of engine monitoring and protection features.
- ✓ The module has been designed to monitor low oil pressure, high engine temperature, overspeed, and a user-defined auxiliary input. When the module detects a fault it will automatically shut down the engine.
- ✓ The module also has the capability to monitor battery charging by utilising the WL terminal on the charge alternator. On detecting a fault, it will light the warning LED on the front panel.
- ✓ Include a tamperproof LCD hours run counter to indicate total engine run time.
- ✓ Auto-start versions include an option for remote start signal input. This input allows the module to be started from a remote location.
- ✓ LED indicators for engine alarms and pre-heating operation.





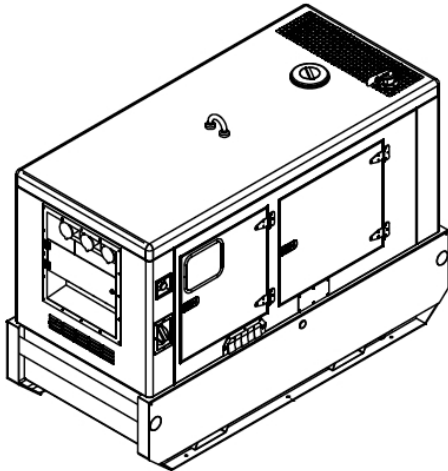
**NOTES :**

- ★ All the protections are programmable to carry out "Alarm with Engine Stop".
- ★ (A) Alarm with Engine Stop.
- ★ (W) Warning Alarm without Engine Stop.

## Engine Alarms

1. Over speed (A).
2. Low oil pressure (A).
3. Low coolant level (A).
4. Battery charging alternator failure (W).
5. High coolant temperature (A).



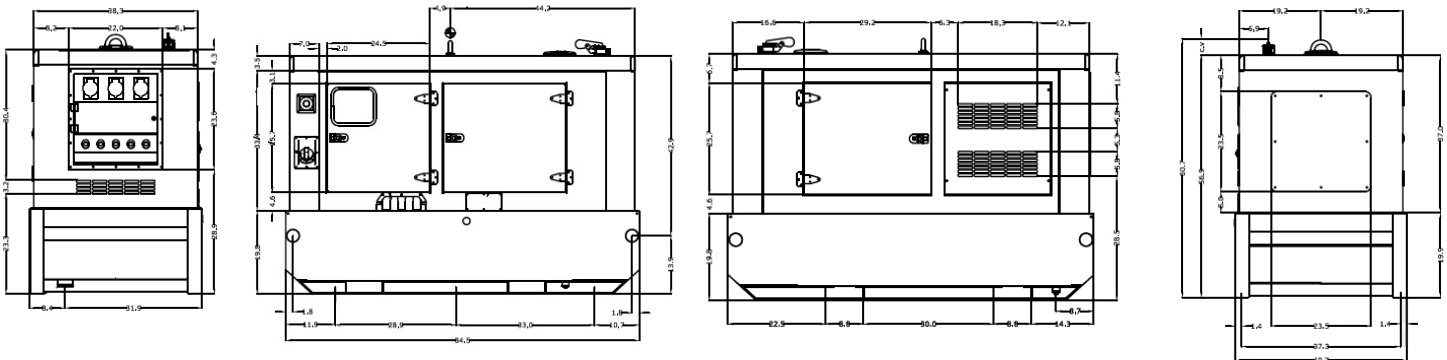

**Industrial Rental Towable Generator**

**Model: HRYW 50 T6**


Enclosure model	<b>BR10</b>			
	(Length x Width x Height)			
Overall size (L x W x H)	in	84.6 x 40.4 x 61.0		
	mm	2150 x 1025 x 1550		
Dry weight (with std. accessories)	Lb	Kg	2600	1180
Trailer size (L x W x H)	in	158.2 x 77 x 14		
	mm	4018 x 1955 x 355		
Trailer weight	Lb	Kg	850	386
Fuel Tank Capacity	Gal	L	87.2	330
Run Time (Hr)	100%	75%	50%	25%
	25.7	34.1	48	-



NOTE: The drawings are only representative of the overall dimensions.

For full detailed drawings please consult your local distributor or contact Himoina Power Systems [www.hipowersystems.com](http://www.hipowersystems.com)



HIPOWER reserves the right to modify any characteristic without prior notice. The illustrations may include optional equipment and/or accessories. Not contractual images. The technical indications described correspond to the information available at the moment of printing or editing.

Distributor:

